



Mod. GMB

Getto multiplo, quadrante bagnato, lettura diretta. Realizzato nella versione per acqua fredda (30°C) nei calibri da \varnothing 15 a 50 mm (1/2" \div 2"). Particolarmente adatto per installazioni domestiche e industriali. Garanzia di lunga durata ed elevata precisione.

Mod. GMB

Vielfachwasserstrahl, nasses Zifferblatt, Direktablesung. Produziert in der Version Kaltwasser (30°C) in den Durchmesser von 15 bis 50 mm (1/2 Zoll \div 2 Zoll). Besonders geeignet für Haus- und Industrieanlagen. Garantiert lange Haltbarkeit und erhöhte Genauigkeit.

Mod. GMB

Multi jet, wet dial, direct reading. Produced in the cold water version (30°C) in the diameters 15 to 50 mm (1/2" \div 2"). Particularly suitable for domestic and industrial installations. Long durability and elevated precision guaranteed.

Mod. GMB

Jet multiple, cadran noyé à lecture directe, disponible en la version pour eau froide (30°C) et dans les calibres de 15 à 50 mm (de 1/2" à 2"), particulièrement adapté à un usage domestique ou industriel, fiabilité dans le temps et précision élevée.

Mod. GMB

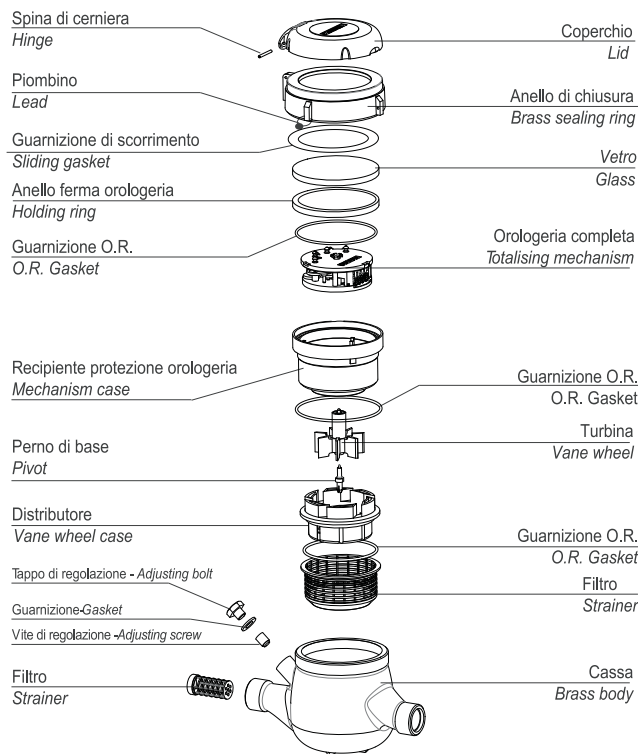
Chorro múltiple, esfera húmeda, lectura directa. Fabricado en la versiones para agua fría (30°C) en los calibres de \varnothing 15 a 50 mm (1/2" \div 2"). Particolarmente adecuado para instalaciones domésticas e industriales. Garantía de larga duración y elevada precisión.

Мод. GMB


Многоструйный счетчик с мокрым квадрантом и прямым считыванием. Выпускается в версии для холодной (30°C) воды диаметрами условного прохода от 15 до 50 мм (1/2" – 2"). Пригоден для коммунального и промышленного применения. Гарантия долговечности и высокой точности.

Caratteristiche tecniche - Technical features

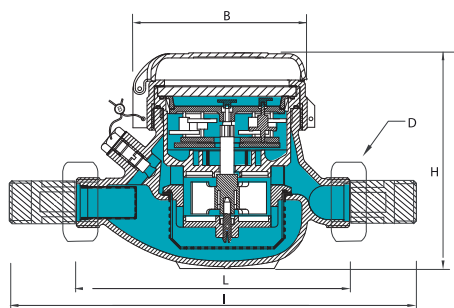
Calibro Size	DN	mm in	15 (1/2")	20 (3/4")	25 (1")	32 (1 1/4")	40 (1 1/2")	50 (2")
Portata di sovraccarico Overload flow rate	Q ₄	m ³ /h	3,125	5	7,875	12,5	20	31,25
	Q ₃	m ³ /h	2,5	4	6,3	10	16	25
R = 100 H	Portata di transizione Transitional flow rate	l/h	40	64	100,8	160	256	400
	Portata minima Min flow rate	l/h	25	40	63	100	160	250
R = 160 H	Portata di transizione Transitional flow rate	l/h	25	40	63	100	160	250
	Portata minima Min flow rate	l/h	15,63	25	39,38	62,5	100	156,25
Sensibilità Sensitivity	l/h	l/h	6	6	10	10	20	20
	Letture minima Min reading	l	0,05	0,05	0,05	0,05	0,05	0,05
	Letture massima Max reading	m ³	99,999	99,999	99,999	99,999	999,999	999,999
	Pressione max ammissibile Max admissible pressure MAP	bar	16	16	16	16	16	16



Posizione d'installazione Installation position



Dimensioni e pesi - Dimensions and Weights



Calibro Size	mm in	15 (1/2")	20 (3/4")	25 (1")	32 (1 1/4")	40 (1 1/2")	50 (2")
L	mm	145-165-190	190	260	260	300	300
l	mm	225-245-270	290	360	380	440	460
H	mm	109	111	117	117	153	172
B	mm	100	100	104	104	126	160
D <small>Filettatura Threading</small>	mm	3/4"	1"	1 1/4"	1 1/2"	2"	2 1/2"
Pesi Weight	kg	1,35	1,45	2,04	2,11	4,58	7,25

Filettatura - Threading EN ISO 228-1:2000

I contatori DN 50 possono essere forniti flangiati secondo ISO 7005-2 / EN 1092-2 PN16
The DN50 meters can be supplied flanged according to ISO 7005-2 / EN 1092-2 PN16

Versione base - Basic version

- » MID R100-H 2004/22/CE
- » Disponibile nella sola versione per acqua fredda 0°C-30°C
- » Trasmissione meccanica
- » Lettura diretta su 5 rulli numeratori (6 rulli numeratori su DN40 e DN50)
- » Quadrante bagnato
- » Coperchio girevole

- » MID R100-H 2004/22/CE
- » Available for cold water 0°C-30°C only
- » Mechanical transmission
- » Direct reading on 5 numeric rolls (6 numeric rolls on DN40 and DN50)
- » Wet dial
- » Rotating lid

Su richiesta - Upon request

- » MID R160-H 2004/22/CE