



Distributori bitubo dritti Straight two-pipe distributors

Art.3391 e 3391BY

Descrizione / Description

Distributori bitubo a sfera PN10 per piastre convettrici con gruppo valvola termostatica incorporato, per utilizzo con tubi provenienti da pavimento. Disponibili in versione nichelata o cromata senza by-pass (Art. 3391) e con by-pass (Art. 3391BY) per attacchi su piastre 3/4" maschio Eurocono. L' utilizzo dell' adattatore 3390RID0504 permette la connessione su piastre 1/2" femmina.

Two-pipe distributors PN10 with ball valve device for steel panel radiators complete of thermostatic valve, to be used with pipes coming from the floor.

Available nickel or chrome plated without by-pass (Art. 3391) or with by-pass (Art. 3391BY) for steel panel connections 3/4" male Euroconus. Using the adaptor 3390RID0504 the valves can be connected to 1/2" female steel panel.

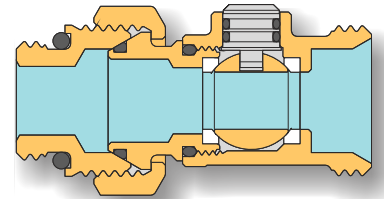
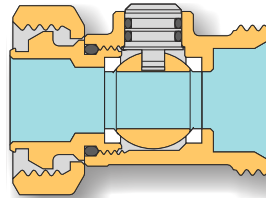


Caratteristiche Tecniche

Temperatura max di esercizio: 120°C
 Temperatura min di esercizio: 0°C
 Pressione max di esercizio: 10 bar (1MPa)
 Attacco su piastra: 3/4" femmina ISO 228
 Attacco su tubo: 3/4" maschio Eurocono / Ø24x19fil

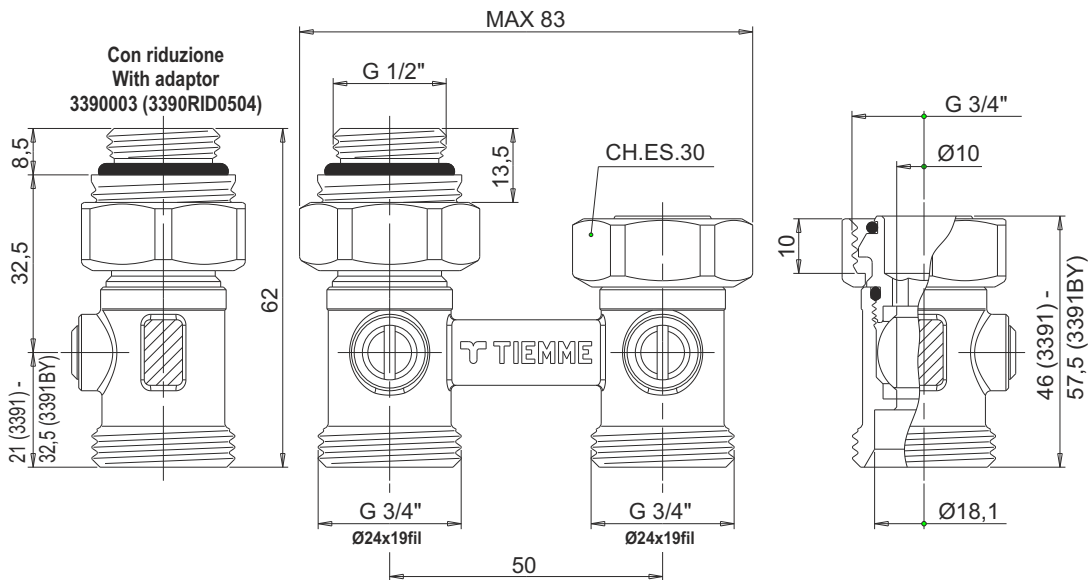
Technical Features

Maximum temperature: 120°C
 Minimum temperature: 0°C
 Maximum operating pressure: 10 bar (1MPa)
 Connection to steel plate: 3/4" female ISO 228
 Connection to pipe: 3/4" male Euroconus / Ø24x19tpi



Con riduzione/with adaptor 3390RID0504

Dimensioni Dimensions



Descrizione	Materiale	Trattamento	Description	Material	Treatment
Corpo 3391N	Ottone CW617N - EN12165	Nichelato	Body 3391N	Brass CW617N - EN12165	Nickel plated
3391K	Ottone CW617N - EN12165	Cromato	3391K	Brass CW617N - EN12165	Chrome plated
Sfere	Ottone CW617N - EN12164	Cromate	Balls	Brass CW617N - EN12164	Chrome plated
Steli	Ottone CW617N - EN12164	Nichelati	Stems	Brass CW617N - EN12164	Nickel plated
O-Rings	Gomma etilene-propilene EPDM	-	O-Rings	Ethylene Propylene Rubber EPDM	-
Guarnizioni laterali	P.T.F.E.	-	Side washers	P.T.F.E.	-
Dadi 3391N	Ottone CW617N - EN12165	Nichelato	Nuts 3391N	Brass CW617N - EN12165	Nickel plated
3391K	Ottone CW617N - EN12165	Cromato	3391K	Brass CW617N - EN12165	Chrome plated

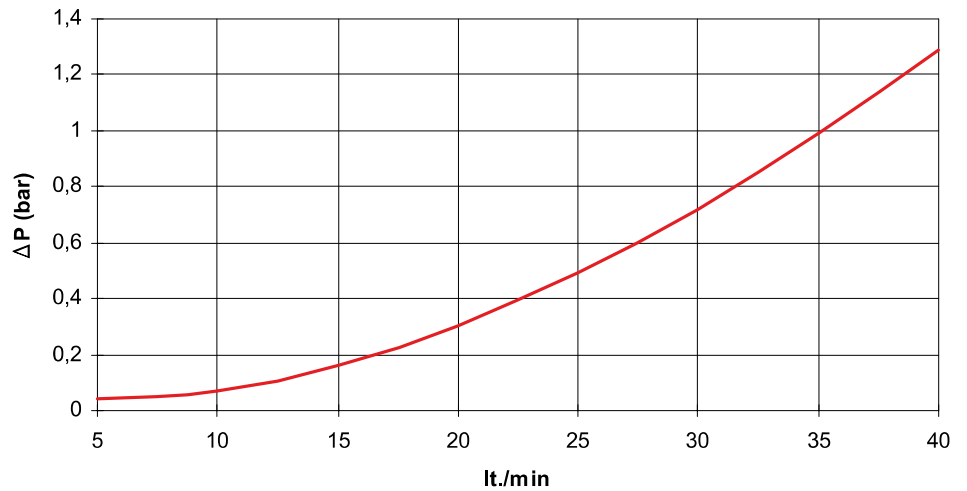
Certificazioni Certifications





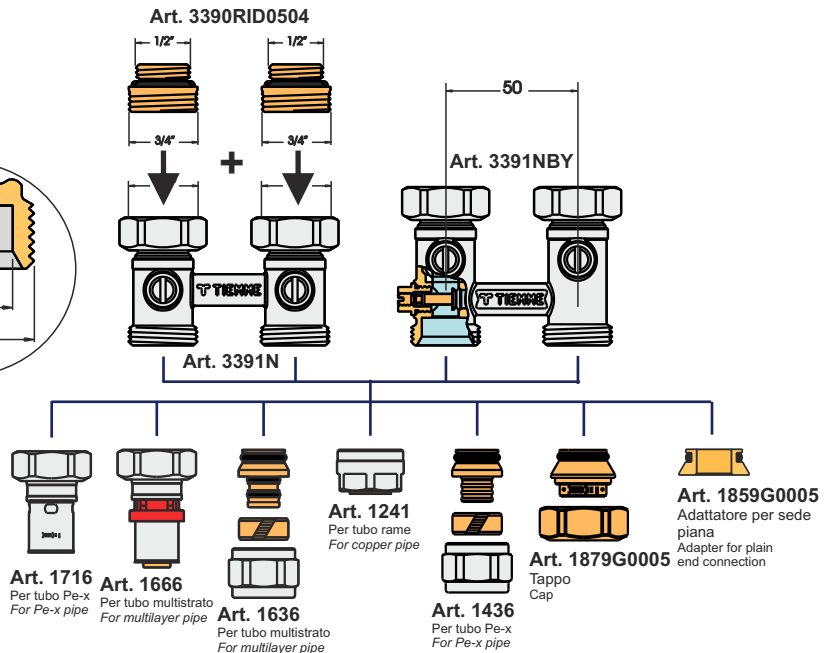
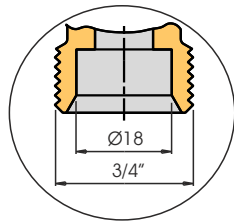
Caratteristiche fluidodinamiche
Fluid dynamical characteristics

lt./min	ΔP (bar)
5	0,04
10	0,07
15	0,16
20	0,3
25	0,49
30	0,72
35	0,99
40	1,29

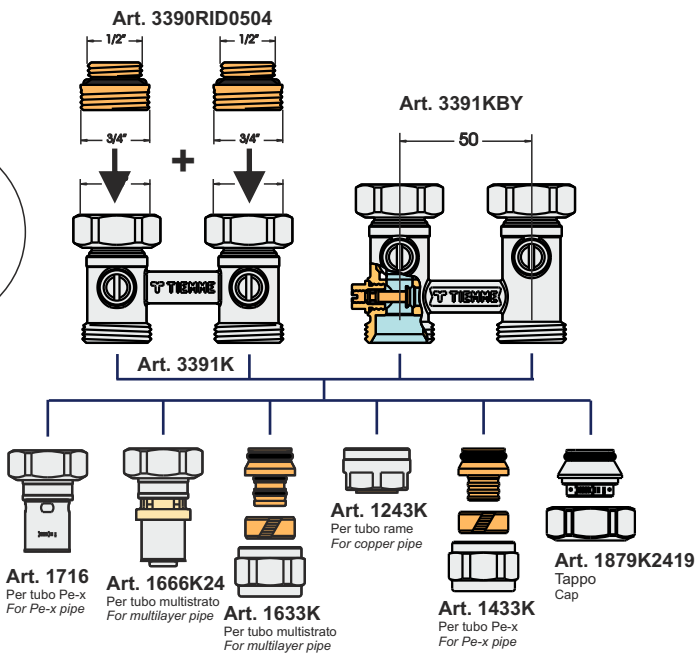
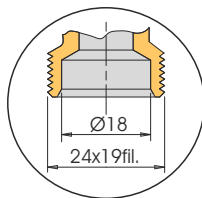


Guida alle connessioni
Connection guide

Art. 3391N



Art. 3391K



TIEMME Raccorderie S.p.A.
Via Cavallera 6/A (Loc. Barco) - 25045 Castegnato (Bs) - Italy
Tel +39 030 2142211 R.A. - Fax +39 030 2142206
info@tiemme.com - www.tiemme.com